



EVENT SCHEDULE

SESSION DETAILS


TAP TO JUMP TO DAY



















TUESDAY

WEDNESDAY

THURSDAY

TUESDAY SCHEDULE



	MIMOSA	HILL COUNTRY A	SYCAMORE	HILL COUNTRY D	PECAN	CYPRESS
9:30 am to 11:00 am	YOU CAN PLAY WITH BALLOONS TOO! <i>Instructor</i> David Sapper 	HOLLY JOLLY ONESTROKES <i>Instructor</i> Kelli Cowart 		THE POWER OF COSPLAY THEATER MAKEUP TO BOOST YOUR INCOME! <i>Instructor</i> Elisa Griffith 	MODEL ETIQUETTE: A FLAWLESS COLLABORATION WITH YOUR MUSE <i>Instructor</i> Sig Aberin 	
11:15am to 12:45pm	BEGINNING TWISTING BASICS <i>Instructor</i> Lindsey Smith 	SO YOU WANT TO START AN AIR BRUSH BUSINESS? <i>Instructor</i> Eric Stiles 	BALLOON MAGIC: HAIR & MARKER ART MADE EASY <i>Instructor</i> Sonia Bochow 	WATERPROOF PAINTS <i>Instructor</i> FeeBee 	HATS RIGHT! <i>Instructor</i> Heather Green 	
12:45PM TO 2:15PM	LUNCH AND VENDOR ROOM - ELM ROOM					
2:15pm to 3:45pm	FLOWERS AND MORE FLOWERS <i>Instructor</i> Teresa Pogorelec 	GET YA SHINE ON <i>Instructor</i> Kahlil Huggi Caesar 	BEST FACE FORWARD <i>Instructor</i> Ren Chojnacki 	ALL ABOUT HENNA <i>Instructor</i> Margie Nugent 		BURSTING INTO THE BUBBLICIOUS BIZ <i>Instructor</i> Deborah Gary 
4:00pm to 5:30pm	MODULAR BALLOONS FOR MUSCLE MEMORY <i>Instructor</i> Emily Jonas 	THE FABULOUS FLAT BRUSH <i>Instructor</i> Bethany McLean 	INTRO TO BRAIDS <i>Instructor</i> Febe Ladyleon 	ONE STROKE BUTTERFLIES <i>Instructor</i> Ariel Minervini 		
5:30 PM TO 7:30PM	VENDOR ROOM - ELM ROOM					

CLASS DETAILS



YOU CAN PLAY WITH BALLOONS TOO!

Instructor: David Sapper

Skill Level: All

Room: Mimosa

In this class for balloon twisters of all skill levels, we will make several unique balloon designs that kids can play with. Together we will twist Bob from Beetlejuice with a deflating head, a simple launching rocket ship and a spinning alien bracelet. My kid clients have loved all the moving parts in these designs and I'm certain yours will too!



HOLLY JOLLY ONESTROKES

Instructor: Kelli Cowart

Skill Level: All - Basic onestroke knowledge helpful

Room: Hill Country A

It's the most wonderful time of the year! 😊 I'm going to teach you some fun and festive holiday onestroke designs that you can use on the job to bring a little magic to the season! I'll be using GTX Face paints for custom onestroke options.



THE POWER OF COSPLAY THEATER MAKEUP TO BOOST YOUR INCOME!

Instructor: Elisa Griffith

Skill Level: All

Room: Hill Country D

Join Elisa Griffith at Ace for an exclusive opportunity to elevate your makeup artistry with expert cosplay and theater techniques. In this class, you'll learn how to create jaw-dropping looks that will captivate audiences, while also discovering the secrets to booking theater productions and private clients. Whether you're looking to expand your skillset or increase your income, this course has everything you need to succeed. Plus, you'll get insider tips on event bookings and client management. Special guest speaker Kelli Cowart will share her professional expertise to help you level up! Don't miss this chance to turn your passion into profit!



MODEL ETIQUETTE: A FLAWLESS COLLAB WITH YOUR MUSE

Instructor: Sig Aberin

Skill Level: All

Room: Pecan

Discover the keys to a successful bodypaint session through flawless collaboration between artist and model. In this engaging 1.5-hour course, you'll explore essential etiquette for creating a harmonious working relationship with your muse. Learn how to set clear expectations, foster comfort and trust, and ensure both artist and model understand their roles for a smooth, productive session. Perfect for bodypaint artists and models alike, this class focuses on communication, professionalism, and tips for enhancing the creative process to ensure stunning results on every canvas. Ideal for: Bodypaint artists, aspiring models, and performers looking to elevate their professionalism and collaboration skills

CLASS DETAILS



BEGINNING TWISTING BASICS

Instructor: Lindsey Smith
Skill Level: All
Room: Mimosa

Lindsey will be teaching twisting 101. Perfect for those wanting to learn a few quick, easy designs to get started in the balloon world.



BALLOON DOLLS

Instructor: Sonia Bochow
Skill Level: All
Room: Sycamore

Want to create large balloon doll with beautiful balloon hair? In this class Sonia will share with you some of her favorite balloon hair techniques - and together we can all make something beautiful! We will be using a variety of balloon shapes as well as adding some beautiful marker art. If you want recommendations for the perfect tools pens - Sharpies for color and a white Posca Paint marker for added detail! If you have an electric pump it is recommended but not required - a hand pump will get the job done too.



WATERPROOF PAINTS

Instructor: FeeBee
Skill Level: All
Room: Hill Country D

Get ready to dive into the world of waterproof face painting! In this class, you'll unlock the secrets of working with waterproof paints, mastering vibrant, long-lasting designs that can stand up to anything. Whether it's pool parties, outdoor events, or high-energy celebrations, you'll be creating stunning looks that won't wash away, all in no time!



SO YOU WANT TO START AN AIR BRUSH BUSINESS

Instructor: Eric Stiles
Skill Level: All
Room: Hill Country A

This class will help you take your talent from hobby to money maker. We will discuss what to consider when starting a business. Eric will provide strategies, as well as tips and tricks for success.



HATS RIGHT!

Instructor: Heather Green
Skill Level: All
Room: Pecan

Learn how to offer Airbrush hats as a new service. Learn pricing, materials needed, how to sell your services and how to double your hourly rate in no time. This class is recommended for someone with basic airbrush experience.

CLASS DETAILS



FLOWERS AND MORE FLOWERS

Instructor: Teresa Pogorelec
Skill Level: Intermediate
Room: Mimosa

Hey, are you bored of making the same flower? Let's learn different types of flowers. You can use them for line work or make elaborate ones to impress your audience. Flowers are always a popular design everywhere. Balloons used: a mix of 160s, 260s, 360s



GET YA SHINE ON

Instructor: Kahlil Huggi Caesar
Skill Level: All
Room: Hill Country A

Learn the art of adding shine, chrome, and metallic effects to your face painting! In this class, you'll discover techniques to create eye-catching, reflective designs that mimic the look of polished metals. Whether you're aiming for futuristic, edgy, or just a touch of shimmer, you'll explore how to use metallic paints and highlights to make your creations truly shine. Perfect for adding a bold, dramatic touch to your face painting portfolio.



BEST FACE FORWARD

Instructor: Ren Chojnacki
Skill Level: All
Room: Sycamore

This class is all about the powerful tool of Canva, a free-to-use online graphic design tool that is easy and invaluable for your business. Make menus, signs, social media posts, videos, and more with Canva. This is a hands-on class where you will walk away with a working knowledge of Canva AND a few graphics to use immediately.



ALL ABOUT HENNA

Instructor: Margie Nugent
Skill Level: All
Room: Hill Country D

Dive into the world of henna in this all-encompassing workshop! Whether you're a beginner or looking to enhance your skills, this class offers everything you need to elevate your henna artistry. We'll cover the essentials, from foundational henna recipes, pre and post henna care, kit set up, and building a working menu. Hands-on experience is at the heart of this session—you'll learn the art of mixing your own henna paste right in class, step-by-step. Best of all, you'll leave with a freshly mixed cone of henna, ready to use for your next design!



BURSTING INTO THE BUBBLICIOUS BIZ

Instructor: Deborah Gary
Skill Level: All
Cypress Room

Meet at this Classroom/Class will be held Outdoors (Hands On.) Soap Bubbles are fun for all ages and make a great add on or stand-alone service. Come get bubbly playing with some really cool bubbles as I share with you some soapy simplistics about my successful bubble biz. In this class you will learn a basic bubble recipe and play around with bubble wands, hand bubble tricks and safety tips. With this, you will get suggestions on how to apply what you've learned to begin getting a return on your investment with your 1st gig. Let's Get BUBBLY!

CLASS DETAILS



MODULAR BALLOONS FOR MUSCLE MEMORY

Instructor: Emily Jonas

Skill Level: All

Room: Mimosa

In this class you will learn a variety of popular character designs that use a similar body style to help you build muscle memory (and confidence!) for those special request characters



INTRO TO BRAIDS

Instructor: Febe Ladyleon

Skill Level: All

Room: Sycamore

In this class we will discuss laws and regulations regarding braids, sanitation and safety, product knowledge, ergonomics and self care. Febe will teach 3 basic braids: 2 strand twist, 3 strand braid and a fish tail. A portion of this class will be demonstration and hands-on.



THE FABULOUS FLAT BRUSH

Instructor: Bethany McLean

Skill Level: All

Room: Hill Country A

You've learned thick to thin, teardrops and swirls. Now learn the brush movements to get the most out of your flat brush and make your one strokes more versatile.



ONE STROKE BUTTERFLIES

Instructor: Ariel Minervini

Skill Level: All


Room: Hill Country D





















Butterflies can be tricky to paint, but with Ariel's expert guidance, you'll master beautiful butterfly designs! In this class, you'll follow a step-by-step process covering intricate wing patterns and vibrant color blending. Ariel will share essential tips on brush techniques to help you create stunning butterflies that will impress at any event!



NIGHT TIME FUN

WEDNESDAY SCHEDULE



	MIMOSA	HILL COUNTRY A	SYCAMORE	HILL COUNTRY D	PECAN	CYPRESS
9:30 am to 11:00 am	CHIBI CUTIES <i>Instructor</i> Teresa Pogorelec 	WOW THEM WITH NEON <i>Instructor</i> Cass Cooper 	GETTING CREATIVE WITH COLUMNS <i>Instructor</i> Brenda Kovar Shelton 	BOLD & EDGY MAKEUP MASTERY FOR FACE PAINTING <i>Instructor</i> Elisa Griffith 	TOTALLY TATTOOS! <i>Instructor</i> Heather Green 	
11:15am to 12:45pm	MASKS AND MAGIC <i>Instructor</i> David Sapper 	SEA CREATURES <i>Instructor</i> Bethany McLean 	TAKE YOUR BUSINESS FROM SURVIVE TO THRIVE <i>Instructor</i> Ren Chojnacki 	THE FAST AND THE FABULOUS <i>Instructor</i> Deborah Gary 	IMPROVING YOUR AIRBRUSH DESIGNS <i>Instructor</i> Eric Stiles 	
12:45PM TO 2:15PM	LUNCH AND VENDOR ROOM - ELM ROOM					
2:15pm to 3:45pm	SIMPLE BALLOONS THAT DON'T SUCK <i>Instructor</i> Emily Jonas 	PRINCESS MASKS <i>Instructor</i> FeeBee 	BIGGER BUSINESS <i>Instructor</i> Heather Green 	5 ELEMENT HENNA <i>Instructor</i> Margie Nugent 	FAST & FAB: FESTIVAL DESIGNS IN MINUTES <i>Instructor</i> Sig Aberin 	BUBBLE BRAID MAKING <i>Instructor</i> Febe Ladyleon 
4:00pm to 5:30pm	SHARPIE ART <i>Instructor</i> Lindsey Smith 	THE ART OF EXTRA: HOW NOT TO BE A BASIC BITCH <i>Instructor</i> Kelli Cowart 	BALLOON DOLLS AND MERMAIDS <i>Instructor</i> Sonia Bochow 	FABULOUS FLOWERS <i>Instructor</i> Ariel Minervini 		

5:30 PM TO 7:30PM

VENDOR ROOM - ELM ROOM

CLASS DETAILS



CHIBI CUTIES

Instructor: Teresa Pogorelec
Skill Level: Beginner-Intermediate
Room: Mimosa

Discover the art of crafting charming balloon animals using the Chibi technique. Originating from Japan, this simplified yet impressive balloon concept offers endless design possibilities. Whether you prefer simple line work or more elaborate creations, Chibi cuties are perfect for showcasing your creativity. *Materials:* - A mix of 160, 260, and 350 balloons



GETTING CREATIVE WITH COLUMNS

Instructor: Brenda Kovar Shelton
Skill Level: All
Room: Sycamore

Brenda, teaching for the first time ever, will be joining forces with Karen to teach a few column styles you can use to wow your clients. You will also learn how to make flowers out of foil balloons. Please bring a LOW TEMP glue gun if you have one.



TOTALLY TATTOOS!

Instructor: Heather Green
Skill Level: All
Room: Pecan

Bored with traditional airbrush tattoos? Let Heather help you elevate your Airbrush art with new tips, tricks, color combinations and, as an added bonus, Heather will teach you about cutting custom stencils. This class is great for all levels of Airbrush artists and those interested in getting started in the business.



WOW THEM WITH NEON

Instructor: Cass Cooper
Skill Level: Beginner - Intermediate
Room: Hill Country A

Join Cass for a vibrant and illuminating experience as we dive into the world of neon glow face and body painting! In this class, we will showcase the GTX neon paint line and explore a variety of designs that come to life under blacklight. You'll learn how to create stunning floral designs, bold abstract eye designs and gain insight into the best tips and tricks for working in neon space. We'll also cover some of Cass's favorite GTX one-stroke recipes to make your designs pop.



MASTER THE ART OF BEAUTY AND EDGY MAKEUP FOR FACE PAINTING DESIGNS!

Instructor: Elisa Griffith
Skill Level: All
Room: Hill Country D

Struggling to create stunning designs when teens or adults sit in your chair? This class is your ultimate solution! Learn how to add a beautiful, edgy twist to your face painting that will impress any age group. We'll cover exciting new techniques and showcase a range of jaw-dropping designs to elevate your work. Plus, get hands-on experience with Elisa Griffith's brand-new Enchanted Eyes stencils by Topaz Stencils! Perfect your craft and leave your clients in awe—this class is not to be missed!

CLASS DETAILS



MASKS AND MAGIC

Instructor: David Sapper
Skill Level: Intermediate to Advanced
Room: Mimosa

In this class, the intermediate to advanced balloon twister will learn to make a mask with a moveable jaw. This design is a big hit for costume parties or special request balloons! We will also have some fun doing easy magic tricks that will delight your smallest and biggest customers alike!



TAKE YOUR BUSINESS FROM SURVIVE TO THRIVE

Instructor: Ren Chojnacki
Skill Level: All
Room: Sycamore

In this class, we will build processes and workflows that streamline your business and make it more efficient, giving you back your precious time. We will examine different software and tools to help you run your business and discuss strategies for scaling it. Bonus gems of information, too



IMPROVING YOUR AIRBRUSH DESIGNS

Instructor: Eric Stiles
Skill Level: All
Room: Pecan

Eric will be showing you tips and tricks to for using your air brush system to your advantage to totally rock your designs.



SEA CREATURES

Instructor: Bethany McLean
Skill Level: All
Room: Hill Country A

Learn to create vibrant and fast sea creature designs that have wowed visitors for 14 years at the Georgia Aquarium! In this class, you'll master techniques to quickly paint detailed ocean animals. These fun and effective designs are perfect for high-traffic events, ensuring you can deliver stunning marine-themed face art in no time. Whether you're painting for aquarium visitors, ocean-themed parties, or festivals, these sea creatures are sure to make a splash!



THE FAST AND THE FABULOUS

Instructor: Deborah Gary
Skill Level: All
Room: Hill Country D

Deborah is often associated with speed painting. How does she use two chairs? What paints does she use? What designs? Does she only speed paint? Does she charge more? Pros and Cons. Deborah will share all she knows in this speed painting class to help you decide if speed painting is for you. (Hands On.)

CLASS DETAILS



SIMPLE BALLOONS THAT DON'T SUCK

Instructor: Emily Jonas

Skill Level: All

Room: Mimosa

This class is perfect for beginners and seasoned twisters alike who want to master quick designs that deliver maximum impact.



BIGGER BUSINESS

Instructor: Heather Green

Skill Level: All

Room: Sycamore

Are you looking to expand your business? Considering adding new services such as fun foods, bounce houses or Airbrushing services? Heather will help you mind map plans for growth, how to price and quote larger events and what it takes to move your business to the next level.



5 ELEMENT HENNA

Instructor: Margie Nugent

Skill Level: All

Room: Hill Country D

Ready to elevate your party design game? In 5 Element Henna, you'll discover how to create stunning, fast, and intricate henna designs using just five core elements. Whether you're working on a large crowd at events or offering quick sessions, these versatile designs are perfect for making an impact in no time. Through hands-on practice, I'll guide you in mastering these elements so that you can mix and match them to create a variety of striking, on-the-spot patterns. By the end, you'll have the confidence and skills to design effortlessly for any party or event. This class is perfect for artists of any level who want to speed up their process while maintaining creativity and quality in their designs!



FAST AND FABULOUS: AIRBRUSH FESTIVAL DESIGNS IN MINUTES

Instructor: Sig Aberin

Skill Level: All

Room: Pecan

DEMO and Hands on CLASS Paint your partner or a Model Get ready to wow festival crowds with vibrant airbrush designs in record time! In this high-energy, 1.5-hour course, you'll learn essential techniques to create stunning festival-ready looks with speed and precision. Perfect for beginners and experienced artists alike, this session focuses on mastering quick designs without compromising on detail or impact. You'll explore color blending, stencil work, and freehand airbrushing, all while learning tips to streamline your process for live events. Walk away with the confidence to deliver fast and fabulous airbrush designs that are sure to turn heads! Ideal for: Artists, festival performers, and anyone looking to boost their airbrush speed for live events.



PRINCESS MASKS

Instructor: FeeBee

Skill Level: All

Room: Hill Country A

Every little girl dreams of becoming a princess. In this class, you'll learn how to make that dream come true with magical face painting designs. From sparkling tiaras to elegant swirls, you'll master techniques to create royal transformations that will make any child feel like true royalty.



BUBBLE BRAID MAKING

Instructor: Febe Ladyleon

Skill Level: All

Cypress Room

This class will be fun, all hands on! You will learn tips and tricks to create neat, clean and quick 15 minute bubble braids! Time is money, so this class will focus on ways to maximize profit and time while making fast, effective and unique reusable bubble extensions.

CLASS DETAILS



SHARPIE ART

Instructor: Lindsey Smith

Skill Level: All

Room: Mimosa

In this class you will learn step by step how to draw the most adorable faces with different expressions/emotions onto balloons



THE ART OF EXTRA HOW NOT TO BE A BASIC BITCH

Instructor: Kelli Cowart, featuring Elisa Griffith

Skill Level: All

Room: Hill Country A

In this ridiculously fun class we'll talk about clothing, costumes, accessorizing, performer personality, makeup, and how to set yourself apart by adding that extra entertainery razzle dazzle to your basic face painting/ balloon twisting business. This is for all ages, abilities, etc.... you don't have to be like anybody else to learn to embrace the most extra version of YOU.



BALLOON DOLLS AND MERMAIDS

Instructor: Sonia Bochow

Skill Level: All

Room: Sycamore

When Sonia learned that you could create dolls and mermaids out of balloons - she was thrilled and determined to learn just how to make her own! ...Does this sound like you too? Sonia would love to pass on some tricks and techniques to help you to create some delightful and sweet balloons of your very own! Sonia can't wait to share with you some of her absolute favorites to create! To help really bring them to life, drawing tools are recommend: Sharpies for color and a white Posca Paint marker for added detail. If you have an electric pump, it is helpful but not required - a hand pump will do the job too!



FABULOUS FLOWERS

Instructor: Ariel Minervini

Skill Level: All


Room: Hill Country D

Master a range of designs and techniques to create stunning, vibrant flowers. In this class, you'll learn how to paint beautiful blooms, from delicate petals to bold, colorful arrangements, adding elegance to every face painting.



NIGHT TIME FUN

THURSDAY SCHEDULE



MIMOSA

HILL COUNTRY A

SYCAMORE

HILL COUNTRY D

PECAN

CYPRESS

8:30-9:30

LAST CHANCE SHOPPING - ELM ROOM

9:30 am
to
11:00 am

**POWERPUFF
GIRLS**

Instructor
Teresa Pogorelec



**DESIGNS
FOR BOYS**

Instructor
FeeBee



**CAPCUT 101: VIDEO
EDITING MADE EASY**

Instructor
Cass Cooper



**CREATIVE
CATRINAS**

Instructor
Kelli Cowart



**FESTIVAL
AIRBRUSHING**

Instructor
Michael Green



11:15am
to
12:45pm

**1 AND 2
BALLOON LINE
WORK FAVORITES
(260S ONLY)**

Instructor
Sonia Bochow



**VICTORIOUS
VISION/DREAM
BOARDING**

Instructor
Deborah Gary



**THE
MASH UP**

Instructor
David Sapper



**ON THE JOB
WITH NO LINE
WORK**

Instructor
Ariel Minervini



**FAST & FAB:
FESTIVAL DESIGNS
IN MINUTES**

Instructor
Sig Aberin



2:15pm
to
3:45pm

**I CAN MAKE
THAT!**

Instructor
Lindsey Smith



**BEYOND THE
BRUSH**

Instructor
Bethany McLean



YOUR BRAND.

Instructor
Ren Chojnacki



**THE ART OF
CARICATURES**

Instructor
Duncan Campbell



**FINDING THE
RIGHT AIRBRUSH**

Instructor
Eric Stiles



**FOREVER LINKED:
INTRODUCTION TO
PERMANENT
JEWELRY**

Instructor
Debby anne Faz



4:00pm
to
5:30pm

**BODY
BUILDERS**

Instructor
Emily Jonas



**NEW
DIMENSIONS**

Instructor
Kahlil Huggi Caesar



**THAT'S MY
FAVORITE!**

Instructor
ACE Attendees



**5 ELEMENT
HENNA FLOW**

Instructor
Margie Nugent



**ACE SHOWCASE
FIESTA**

BODY ART SHOWCASE

Artist setup 2pm • Doors open 6pm

[MORE DETAILS >](#)

CLASS DETAILS



POWERPUFF GIRLS

Instructor: Teresa Pogorelec

Skill Level: Intermediate

Room: Mimosa

In this class, you will learn how to create adorable Powerpuff Girls balloon sculptures. The basic body structure is straightforward, allowing ample time for intricate Sharpie detailing. You will master various hairstyles for each character, inspiring you to not only recreate Buttercup, Blossom, and Bubbles but also design your own unique characters and princesses.

****Materials:**** - 360 balloons for the body - Quick link balloons for the face - 160 balloons for the hair - 260 balloons for other details



CAPCUT 101: VIDEO EDITING MADE EASY

Instructor: Cass Cooper

Skill Level: Ideal for Beginners, Open to All Levels

Room: Sycamore

Get ready to unleash your creativity in our fun-filled Intro to CapCut class! 🎬 Dive into the exciting world of video editing as we explore all the awesome features CapCut has to offer—from snazzy transitions to catchy music and text. Perfect for beginners, you'll learn to craft videos that showcase your artistic flair! Don't forget to download CapCut on your smartphone before class so you can join the fun! Let's make some magic together!



FESTIVAL AIRBRUSHING

Instructor: Michael Green

Skill Level: All

Room: Pecan

Discover how to elevate your airbrush festival designs by mastering the use of stencils! In this class, you'll learn how to seamlessly incorporate stencils into your designs to create intricate, detailed patterns with speed and precision. From bold shapes to delicate textures, you'll explore techniques to enhance your airbrush artistry, making your work stand out at any event. Perfect for creating eye-catching looks quickly in high-demand settings!



DESIGNS FOR BOYS

Instructor: FeeBee

Skill Level: All

Room: Hill Country A

Unlock your creativity with video game-themed face paint designs! In this class, you'll learn to transform faces into iconic characters and symbols from popular games. Whether it's classic pixel art or modern heroes, you'll master techniques to bring vibrant gaming worlds to life. Perfect for gaming events and parties, these designs will delight fans of all ages!



CREATIVE CATRINAS

Instructor: Kelli Cowart

Skill Level: Intermediate - Advanced recommended, but all welcome

Room: Hill Country D

In this class we will learn how to put together and plan creative Sugar Skull designs for both private clients and OTJ events. I'll demo several ideas with varying levels and discuss my favorite products. We will be creating designs with GTX, Starblends, and Elisa Griffith pigments.

CLASS DETAILS



1 AND 2 BALLOON LINE WORK FAVS (260S ONLY)

Instructor: Sonia Bochow

Skill Level: All

Room: Mimosa

Need some balloon designs that can help you keep a line moving? Sonia is going to be sharing her favorite balloons where all you need is one or two 260s - which you can bring to life with some marker art - and yes - we will cover that too! Her favorite tools of my trade are Sharpies for color and a white Posca Paint marker for added detail. It you have an electric pump it is recommend but not required - a hand pump will get the job done too!



THE MASH UP

Instructor: David Sapper

Skill Level: Intermediate to Advanced

Room: Sycamore

This class will combine ideas from both of David's previous classes: unique designs, masks and magic and will also include a distortion technique.



ON THE JOB WITH NO LINE WORK

Instructor: Ariel Minervini

Skill Level: All

Room: Hill Country D

Discover how to create quick and effective designs using a variety of brush techniques! In this class, you'll learn essential methods for manipulating brushes to achieve stunning effects in no time. From bold strokes to delicate details, you'll explore different techniques that will allow you to work efficiently while maintaining high-quality results.



FAST AND FABULOUS: AIRBRUSH FESTIVAL DESIGNS IN MINUTES DEMO AND HANDS ON CLASS PAINT YOUR PARTNER OR A MODEL

Instructor: Sig Aberin

Skill Level: All

Room: Pecan

If you missed out when the class was offered yesterday, here's a second chance to take this amazing class. Get ready to wow festival crowds with vibrant airbrush designs in record time! In this high-energy, 1.5-hour course, you'll learn essential techniques to create stunning festival-ready looks with speed and precision. Perfect for beginners and experienced artists alike, this session focuses on mastering quick designs without compromising on detail or impact. You'll explore color blending, stencil work, and freehand airbrushing, all while learning tips to streamline your process for live events. Walk away with the confidence to deliver fast and fabulous airbrush designs that are sure to turn heads! Ideal for: Artists, festival performers, and anyone looking to boost their airbrush speed for live events.



VICTORIOUS VISION/ DREAM BOARDING

Instructor: Deborah Gary

Skill Level: All

Room: Hill Country A

What is a Vision Board? Does it work and how? Have you done one and it didn't work out for you? These are the questions addressed in the class. Each attendee will also create their own Vision Board. (Supplies provided.) Where do you want your business to be in 3 years, 1 year, by the end of this year? Let's get it out of your head and on to a board. Most of my success in my business started with my Vision board. I've spent many sidebar hours at several conventions helping people with their vision boards. Now, it's time to take it to the classroom. Why? Because it's been on my vision board. (Hands On.)

CLASS DETAILS



I CAN MAKE THAT!

Instructor: Lindsey Smith
Skill Level: All
Room: Mimosa

In this class, Lindsey will share some unusual design requests that you can add to your repertoire. These designs will be perfect for linework.



YOUR BRAND.

Instructor: Ren Chojnacki
Skill Level: All
Room: Sycamore

Your brand is more than a logo. We will workshop ideas on building YOUR brand and attracting more business. This will allow you to build trust and make more money. We will discuss websites, SEOs, and effective advertising for your business growth. Bonus gems of information, too



FINDING THE RIGHT AIRBRUSH

Instructor: Eric Stiles
Skill Level: All
Room: Pecan

With so many styles on the market, it can be hard finding the right fit for your business. Come test out and play around with several air brush models to find the one that works best for your needs.



BEYOND THE BRUSH

Instructor: Bethany McLean
Skill Level: All
Room: Hill Country A

All the other stuff you need to know about facepainting: line management, handling reluctant children, controlling your space... and the one thing that belongs in every kit??



THE ART OF CARICATURES

Instructor: Duncan Campbell
Skill Level: All
Room: Hill Country D

Have you always thought caricature art would be a great addition to your business? Join us for a fun session where you'll explore the exciting world of caricature drawing! Learn how to capture likenesses while playfully exaggerating features for memorable portraits. We'll cover essential techniques and tips for engaging with your audience, whether at events or in a studio. Discover how adding caricature art to your repertoire can enhance your services and create lasting memories for your clients!



FOREVER LINKED: INTRODUCTION TO PERMANENT JEWELRY

Instructor: Debby anne Faz
Skill Level: All
Room: Cypress

Discover the art of creating lasting, welded jewelry! In this beginner-friendly workshop, you'll learn to custom-fit and weld bracelets, anklets, or necklaces. We'll guide you through selecting materials, using tools safely, and creating a unique piece that lasts a lifetime. Perfect for all skill levels—just bring your creativity!

CLASS DETAILS



BODY BUILDERS

Instructor: Emily Jonas

Skill Level: All

Room: Mimosa

In this class, Emily will go over her versatile, 2 balloon body for a variety of characters. It's quick but still impressive and easy to build on!



THAT'S MY FAVORITE!

Instructor: ACE Attendees

Skill Level: All

Room: Sycamore

Taught by ACE attendees, this 90 minute class will provide the chance to learn some fun and effective linework style balloons. Each artist will have 10 minutes to demonstrate the techniques/marker art of their design.



NEW DIMENSIONS

Instructor: Kahlil Huggi Caesar

Skill Level: All

Room: Hill Country A

Discover the power of highlights, shadows, and basic color theory to make your face painting designs truly pop! In this class, you'll learn how to effectively apply light and dark tones to create depth and dimension, enhancing the visual impact of your artwork. By understanding color relationships and how to layer hues, you'll elevate your designs, bringing them to life with vibrant, eye-catching details. Whether you're aiming for a realistic look or a whimsical flair, these techniques will help your creations stand out!



HENNA FLOW

Instructor: Margie Nugent

Skill Level: All

Room: Hill Country D

Ready to take your henna designs to the next level? Henna Flow is designed for those looking to expand beyond the basics and create larger, more intricate pieces that make an unforgettable statement. In this class, we'll focus on building flow and movement into your designs, allowing you to transform simple elements into stunning, cohesive masterpieces. You'll learn how to scale up your designs, incorporate dynamic patterns, and make "mo money" pieces that clients will love! Perfect for henna artists ready to go big and elevate their artistry to the next level. This class is ideal for those who want to move beyond simple patterns and develop complex, high-impact henna art that wows clients!



NIGHT TIME FUN

ACE SHOWCASE FIESTA

MORE ARTISTS NEEDED!

LIMITED SPOTS STILL AVAILABLE

Register by Tuesday 11/12

Sign up with Valerie!

ARTISTS INFO

- Congratulations on entering the Austin convention for entertainers showcase. This year's theme will be Fiesta but is not required to stay within the theme we want to see your artwork showcased.
- There is light throughout the venue so painting will be convenient however if you need extra light we suggest bringing your own. Keep in mind the space when choosing lighting.
- You can choose to work off site as well we ask that you please be at the venue by 5pm you can do touch ups and enjoy the food and artist and model prizes.
- The entire floor area will be protected with a plastic painters tarp. Yoga mats or towels are recommended for the models and artists comfort, non slip foot wear while working would also be recommended.
- We will have one hour to clean up our paint stations before we take the stage. This is a safe place to ask questions there will be instructors and body painters walking around if you need guidance.
- Please be aware of the time throughout the day. You will be provided with a schedule in this packet.

SHOWCASE SCHEDULE

12:00- 2:00PM MODEL ARRIVAL

2:00PM ARRIVE AND SET-UP

2:00-7:30PM LETS' GET PAINTING

MUSIC, APPETIZERS, AND DRINKS WILL BE AVAILABLE THROUGHOUT THE NIGHT

***AS SOON AS YOUR DONE PAINTING GO
TAKE PHOTOS IN THE STUDIO***

6:00PM DOORS OPEN TO VIP MEMBERS
MUST HAVE A TICKET TO ENTER

8:00PM SHOWCASE STARTS

9:00PM SHOWCASE ENDS - PARTY REST OF NIGHT!

*If you didn't get photos before showcase
get them taken at this time in the studio*



PREMIER SHOWCASE ARTIST

KARA WARDWELL



EVENT MAP



PHOTO STUDIO - OAK



VENDOR ROOM - OAK



REGISTRATION

